




# EXTREMEMETAL


FABRICATORS

SKILLED CRAFTERS OF METAL ROOFING SYSTEMS




## VMAX

**5V CRIMP** This classic double-V trapezoidal profile is just right in an agricultural setting, or commercial and residential applications.




## SUPREMEMAX

**2" MECHANICAL STANDING SEAM** Skillfully fabricated for architects and contractors, this structural product is perfect for top of the line commercial and select residential applications.



## CORMAX

**3/4" RIB PANEL** This corrugated panel system can be installed horizontally or vertically. Popular for roofs, walls and interior finishes offering performance at an affordable price.




## PEAKMAX

**1 1/2" MECHANICAL STANDING SEAM** Classic standing seam metal roofing ideal for residential and commercial. This versatile panel can be radius curved and is also available in copper.



## ULTRAMAX

**1 3/4" SNAP-LOCK STANDING SEAM** An integral snap-lock metal roof system requiring no special seaming equipment, this panel is the perfect choice for high-end residential and commercial use.



## EMAX

**3/4" AG PANEL** Strength and durability of EMax lends itself to agricultural walls, roofs and light commercial use.



## QUIKMAX

**1 1/2" SNAP-LOCK CLIP STANDING SEAM** Bold 7/16" seams created by this clip and hidden fastener system offer a classic look, superior wind resistance and ease of installation. Ideal for all applications.




## PLUSMAX

**1 1/2" SNAP-LOCK CLIP STANDING SEAM** Concealed fasteners and interlocking clip system provide sharp clean lines, exceptional wind resistance and superior thermal movement tolerance.




## PBRMAX

**1 1/4" RIB PANEL** With bold lines and durability, a great choice for commercial, industrial and residential applications.




## SNAPMAX

**1" SNAP-LOCK STANDING SEAM** Low profile nail strip panel is easy to install and offers the versatility of a clipless hidden fastener. Great for residential, commercial, and light industrial uses.



## TOPMAX

**1 1/2" SNAP-LOCK STANDING SEAM** Great for low slope applications, this nail strip snap-lock panel is a great performer that is rugged yet architecturally pleasing.




## TILEMAX

**1 1/4" TILE PANEL** Enduring beauty of European tiles and the benefits of metal roofing make this a builder favorite. Features revolutionary panels that span from eave to ridge.

CONCEALED FASTENER SYSTEMS

EXPOSED FASTENER SYSTEMS

	Concealed Fastener Systems							Exposed Fastener Systems					
	SUPREMAX	PEAKMAX	ULTRAMAX	QUIKMAX	PLUSMAX	SNAPMAX	TOPMAX	VMAX	EMAX	PBRMAX	TILEMAX	CORMAX	
<b>Residential</b>	✓	✓	✓	✓	✓	✓	✓	✓	✓	✓	✓	✓	✓
<b>Commercial</b>	✓	✓	✓	✓	✓	✓	✓	✓	✓	✓	✓	✓	✓
<b>Agricultural</b>	✓	✓	✓	✓	✓	✓	✓	✓	✓	✓	✓	✓	✓
<b>Aluminum</b>	.032 .040	.032 .040	.032 .040	.032 .040	.032 .040	.032 .040	.032 .040	.032 .040				.032	
<b>MAXalume</b>	22 ga 24 ga 26 ga	22 ga 24 ga 26 ga	22 ga 24 ga 26 ga	22 ga 24 ga 26 ga	22 ga 24 ga 26 ga	24 ga 26 ga	24 ga 26 ga	24 ga 26 ga	24 ga 26 ga 29 ga	24 ga 26 ga	24 ga 26 ga	24 ga 26 ga	24 ga 26 ga
<b>COPPERMax</b>		<b>16 oz.</b>											
<b>70% PVDF (Kynar 500<sup>®</sup>) Premium Option</b>	✓	✓	✓	✓	✓	✓	✓	✓	✓	✓	✓	✓	✓
<b>Tedlar<sup>®</sup> PVF Film Premium Option</b>	✓	✓	✓	✓	✓	✓	✓						
<b>Silicone Modified Polyester (SMP)</b>									✓	✓			✓
<b>Custom Colors Premium Option</b>	✓	✓	✓	✓	✓	✓	✓	✓	✓	✓	✓	✓	✓
<b>Minimum Slope ▲</b>	2:12	2:12	2:12	2:12	2:12	2:12	2:12	3:12	3:12	3:12	2:12	3:12	
<b>Support</b>	Wood Deck Steel Deck Open Framing	Wood Deck Steel Deck	Wood Deck Steel Deck	Wood Deck	Wood Deck	Wood Deck	Wood Deck	Wood Deck	Wood Deck Steel Deck Open Framing	Wood Deck Steel Deck Open Framing	Wood Deck	Wood Deck Open Framing	
<b>Height *</b>	2"	1 1/2"	1 3/4"	1 1/2"	1 1/2"	1"	1 1/2"	3/8"	3/4"	1 1/4"	1 1/4"	3/4"	
<b>Coverage *</b>	14" 18"	12" 16" 20"	14" 18"	15" 19"	15.5"	16"	15" 19"	21" 24"	36"	36"	28"	21" 29.5"	
<b>Wall Application Coverage</b>									36"	36"			Up to 32.5"
<b>Custom Lengths</b>	✓	✓	✓	✓	✓	✓	✓	✓	✓	✓	✓	✓	✓
<b>Striated, Pencil Bead or Ribbon Bead Profile Option ◆</b>	✓	✓	✓	✓	✓	✓	✓	✓					
<b>Curve Capability</b>		✓											
<b>On-Site Production Available</b>	✓	✓	✓	✓	✓	✓	✓	✓					
<b>Florida Product Approved</b>	✓	✓	✓	✓	✓	✓	✓	✓	✓	✓	✓	✓	✓
<b>HVHZ or Miami-Dade Approved</b>	✓	✓	✓	✓	✓	✓	✓	✓			✓	✓	✓

Descriptions of products and specifications contained herein were in effect at the time this publication was approved for printing. Extreme Metal Fabricators reserves the right to make, and shall be held harmless from claims resulting from changes to product design and/or specifications, changes to product approvals, or discontinuation of products at any time. To ensure you have the latest information available, contact your Extreme Metal Fabricators sales representative at 1-833-EMF-ROOF.

▲ Site-specific available on select profiles. ◆ Check with your EMF sales representative to confirm availability of striations. \* All dimensions are nominal.

833-EMF-ROOF [EXTREMEMETALFABRICATORS.COM](http://EXTREMEMETALFABRICATORS.COM) [needmetal@emfab.net](mailto:needmetal@emfab.net)

